



Post-Election Verification & Assessment: An Initial View

ATTY. JOHN REX C. LAUDIANGCO

Director III, Law Department

Acting Spokesperson

COMMISSION ON ELECTIONS



2022 NLE QUICK STATISTICS



17 Regions
81 Provinces
146 Cities
1,488 Municipalities
42,046 Barangays

413,407 Established Precincts
106,174 Clustered Precincts
37,224 Voting Centers
63 Overseas Posts

26	Automated
37	Manual



2022 NLE QUICK STATISTICS



GROUP

REGISTERED VOTERS

Local AES	65,745,526
OV AES	1,622,982
Manual OV	70,831
63 BGYS BARMM	86,280
LAV	84,358
PDL	107
Total:	67,525,619



2022 NLE QUICK STATISTICS



GROUP	% REGISTERED VOTERS
Age Group 18-30 y/o	33%
Age Group 31-59 y/o	51.4%
Age Group 60 y/o & above	15.6%
Females	51.2%
Males	48.8%
PWDs (420,267)	0.64%
IPs (704,562)	1.07%



2022 NLE QUICK STATISTICS



GROUP	% REGISTERED VOTERS
LUZON (29,322,208)	44.6%
VISAYAS (13,441,808)	20.4%
MINDANAO (15,659,149)	23.8%
NCR (7,322,361)	11.1%



2022 NLE QUICK STATISTICS



Elective Positions:

1 President
1 Vice-President
12 Senators
63 Party-List
253 Members, House of Representatives
81 Governors
81 Vice-Governors
782 Members, Sangguniang Panlalawigan
1,634 Mayors (Cities & Municipalities)
1,634 Vice-Mayors (Cities & Municipalities)
13,558 Members, Sangguniang Bayan/Panlungsod
Total of 18,100 Elective Seats for 14 Elective Positions

Candidates:

10

9

64

177

TOTAL NUMBER OF CANDIDATES

REGION	MEMBER, HOUSE OF REPRESENTATIVES	GOVERNOR	VICE GOVERNOR	MEMBER, SANGGUNIANG PANLALAWIGAN	MAYOR		VICE MAYOR		COUNCILOR		TOTAL
					CITY	MUNICIPAL	CITY	MUNICIPAL	CITY	MUNICIPAL	
NCR	92				62	2	45	2	724	33	960
CAR	20	18	15	110	8	162	8	152	54	1,434	1,981
1	27	9	8	90	23	268	19	240	224	2,155	3,063
2	35	11	13	115	15	208	9	196	87	1,783	2,472
3	57	16	16	161	45	325	33	317	385	5,578	3,933
4-A	83	24	16	128	59	355	46	328	519	2,805	4,363
4-B	28	17	15	135	12	201	5	182	66	1,785	2,446
5	44	22	17	122	24	268	18	247	186	2,161	3,109
6	50	17	15	124	37	262	32	238	343	2,377	3,495
7	53	13	10	93	52	294	42	263	421	2,306	3,547
8	32	15	15	113	19	305	14	287	145	2,426	3,371
9	34	15	9	79	17	180	13	176	172	1,461	2,156
10	38	21	16	122	29	223	23	179	309	1,665	2,625
11	27	12	10	117	20	112	15	100	198	834	1,445
12	24	12	10	104	14	123	10	108	117	960	1,482
CARAGA	19	12	14	88	18	158	13	140	159	1,263	1,884
BARMM	29	26	20	193	15	409	10	317	123	2,694	3,836
TOTAL	692	260	219	1,894	469	3,855	355	3,472	4,232	30,720	46,168



COCs & CON-CANs

NATIONAL CANDIDATES	# OF COCs	# of CON-CANs
President	97	
Vice-President	29	
Senator	176	
Party List		A: 270

GRAND TOTAL (A+B) 48,085

REGION	LOCAL CANDIDATES
NCR	1,012
CAR	2,132
1	3,224
2	2,548
3	4,028
4-A	4,457
4-B	2,473
5	3,216
6	3,548
7	3,608
8	3,496
9	2,222
10	2,700
11	1,472
12	1,497
CARAGA	1,915
BARMM	3,965
SUBTOTAL	B: 47,815



2022 NLE STATISTICS



Electoral Boards	318,522 (106,174 x 3)
EB Support Staff	200,627
DepEd Supervising Officers	38,989
DESO Support Staff	87,082
NBOC for Senators & Party-List	1
Provincial BOC	81 (243 Members)
City BOC	146 (438 Members)
Municipal BOC	1,488 (4,464 Members)
District BOC (Taguig)	1 (3 Members)
	[Total: 5,148]



PRE-ELECTION ACTIVITIES

LOCAL SOURCE CODE REVIEW

- 15 Organizations
- At least 54 Individual LSC Reviewers

INTERNATIONAL CERTIFICATION

- Pro V&V
- Hunstville, Alabama, USA
- End-to-End Certification of the AES

Deposit of the Final Trusted Build AES Source Codes

- Secure Vault of the Bangko Sentral ng Pilipinas





PRE-ELECTION ACTIVITIES

VOTE COUNTING MACHINES

- 108,445
 - of which 97,345 COMELEC Owned
 - and 11,100 Leased
- 106,174 Deployed Locally
- 2,271 OV, Spare & Contingency (1,100:1%)





CONTINGENCY MEASURES

REPAIR HUBS

- 8 VCM Regional Repair Hubs
- 83 Technical Hubs for SD Cards

CONTINUITY PLAN RESOLUTIONS

- COMELEC Resolution No. 10759
- 2010 NLE Reso. No. 8839
- 2013 NLE Reso. No. 9635
- 2016 NLE Reso. No. 10101, 10119 and 16-0132
- 2019 NLE Reso. No. 10497 and 10537





PRE-ELECTION ACTIVITIES

- Data Centers (*Central*-Taguig, *Back-Up*-Quezon City & *Transparency*-Paranaque)
- Intensive Battery of Tests
 - Stress Test
 - TEC Validation
 - High-Availability Test
 - Fail-Over Test
 - Connectivity Test
 - Transmission Readiness Test
 - Pre-LAT
 - HAT




PRE-ELECTION ACTIVITIES



VOTING SIMULATION

- October 23, 2021
- San Juan Elementary School

PRE-ELECTION ACTIVITIES



MOCK ELECTIONS

- December 29, 2021
- 19 areas

VULNERABLE SECTORS



Persons Deprived of Liberty

- Registered Voters – 60,708
- Jail Facilities as voting center – 2,267



Indigenous Peoples

- Registered Voters – 666,308
- Accessible Voting Centers (AVC) - 73



Emergency Accessible Polling Place (EAPP) for Senior Citizens (SCs) and Persons with Disabilities (PWDs)

- Registered Voters – 1,674,963
- Voting Centers – 2,106





VARIOUS PROTOCOLS

Implementation of Anti-COVID19 Measures

Establishment of Isolation Polling Place

Establishment of Emergency Accessible Polling Place

Establishment of Voter's Assistance Desk



2022 NLE VOTER TURNOUT

GROUP	REGISTERED VOTERS	ACTUALLY VOTER	TURN OUT
Local AES	65,745,526	55,290,821	84.10%
OAV AES*	1,622,982	626,576	38.61%
Manual OAV**	70,831	36,612	51.69%
63 BGYs BARMM	86,280	66,272	76.81%
Local Absentee Voting (LAV)***	84,358	74,846	88.72%
PDLs	107	107	100%
GRAND TOTAL	67,525,619	56,095,234	83.07%

Note: *26 Posts/SBOCs

**37 Posts/SBOCs

***The registered voters of LAV is included in Local AES



SPECIAL ELECTIONS IN TUBARAN, LANAO DEL SUR

TUBARAN	NO. OF REGISTERE D VOTERS	NO. OF PRECINCTS	TOTAL PERCENTAGE OF VOTE CASTED	AREA SITUATION
TANGCAL ELEMENTARY SCHOOL	5,176	10	40%	Normal/On Full Alert NO UNTOWARD INCIDENT
TUBARAN PROPER ELEMENTARY	777	2	50%	
BURIBID ELEMENTARY SCHOOL	968	3	61%	
TOTAL	6,921	15	52.39%	





DATA ON VALIDATED ELECTION RELATED INCIDENTS (ERIs) DURING 2010, 2016 AND 2022 NATIONAL AND LOCAL ELECTIONS



2022 NATIONAL AND LOCAL ELECTION

Pre-Election (Jan. 9 to May 8, 2022)	E-Day (May 9, 2022)	Post-Election (May 10 to June 8, 2022)	TOTAL
19	8	0	27

2016 NATIONAL AND LOCAL ELECTION

Pre-Election (Jan. 10 to May 8, 2016)	E-Day (May 9, 2016)	Post-Election (May 10 to June 8, 2016)	TOTAL
106	23	4	133

2010 NATIONAL AND LOCAL ELECTION

Pre-Election (Jan. 10 to May 10, 2010)	E-Day (May 10, 2010)	Post-Election (May 11 to June 9, 2010)	TOTAL
138	8	20	166





TRANSMISSION OF RESULTS

VCM to Central and Transparency Servers – 98.92%

Election Results Website Posting - 100%

MBOC/CBOC to PBOC – 100%

PBOC/CBOC to NBOC – 100%



2022

vote s.a.f.e. PILIPINAS
NATIONAL AND LOCAL ELECTION

SECURE • ACCURATE • FREE AND FAIR • ELECTION



VCM TRANSMISSION

A. Faster Speed Transmission

- Improved VCM Software with better data package handling
- Improved Transmission Router Software and Improved Software infrastructure
- Use of 3G/4G Telco networks
- 89,574 (84%) within 5 hours of close voting (80%+ in 3 hours)

B. Credence

- 100% Audited VCM ERs match the Transmitted ER in the servers.

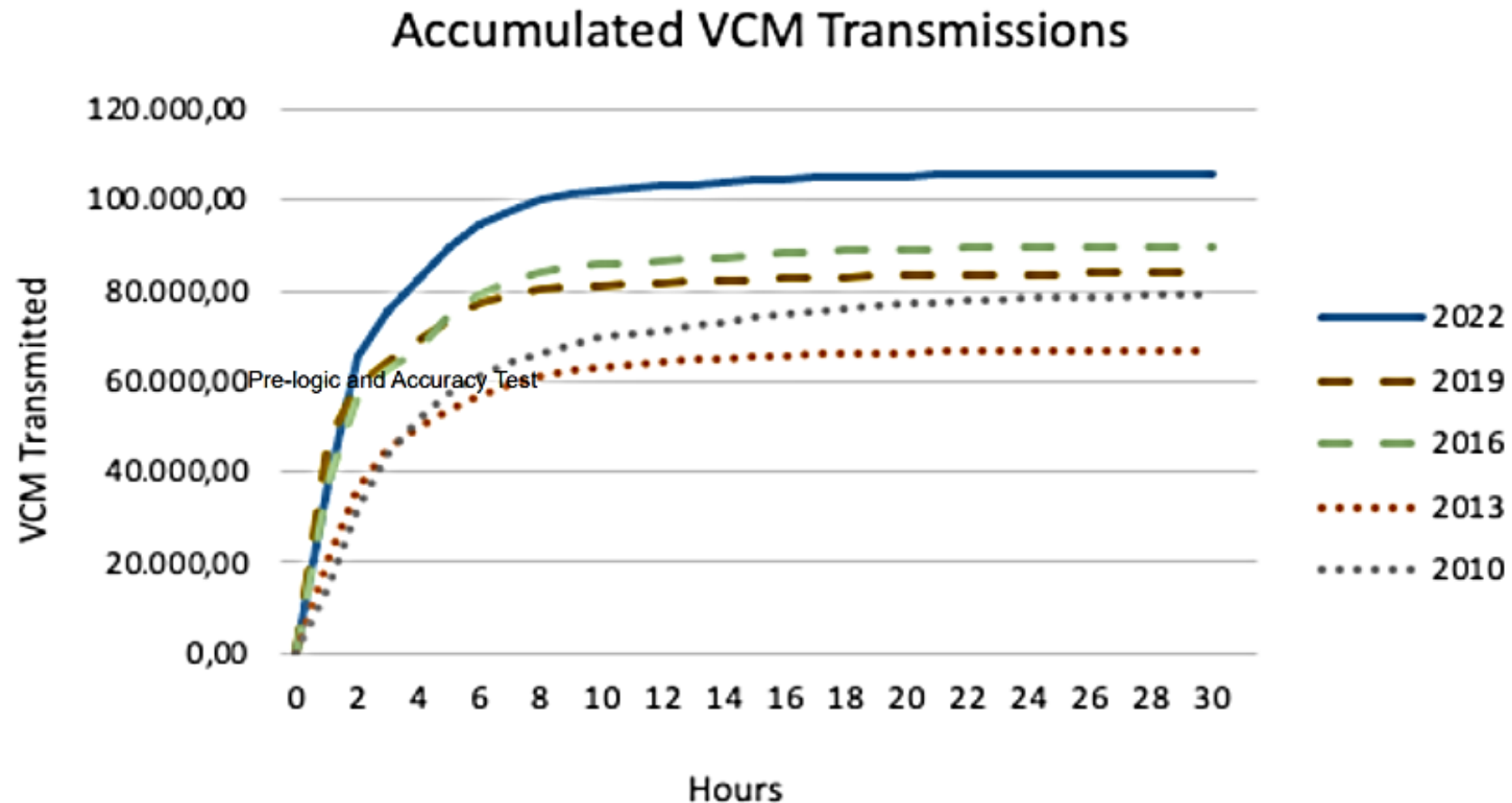


2022

vote s.a.f.e. **PILIPINAS**
NATIONAL AND LOCAL ELECTION

SECURE • ACCURATE • FREE AND FAIR • ELECTION

VCM TRANSMITTED VS TIME





RANDOM MANUAL AUDIT (RMA)

Running Accuracy Rate:

AUDITED POSITION	ACCURACY RATE
President	99.9721%
Vice President	99.9469%
Senator	99.9759%
Party List	99.7954%
Member, House of Representatives	99.9580%
Mayor	99.9422%
Average Overall Accuracy Rate	99.93175%





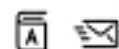
Data on VCMs and SD Cards

AES	FTS	E-Day	Total
Local VCMs Approved for Replacement	818 (0.77%)	477 (0.45%)	1,295 (1.22%)
Local SD Cards Approved for Re- Configuration	183 (0.08%)	428 (0.20%)	611 (0.29%)
Overseas VCMs Repaired / Replaced			20
Overseas SD Cards Repaired / Replaced			7
2019 NLE Defective VCMs			2,256
2019 NLE Defective SD Cards			1,400

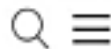


Comelec: Polls fastest, least violent in years

By Tina G. Santos - Reporter | @santosGinaEW Philippine Daily Inquirer | 10:40 AM May 16, 2022



LATEST
NEWS



National Metro Luzon Visayas Mindanao World

NEWS / ELECTION 2022 / Transmission of 2022 election returns faster than previous polls – Comelec

Election 2022, News

Transmission of 2022 election returns faster than previous polls – Comelec

MANILA BULLETIN

LATEST

National Metro Luzon Visayas Mindanao World

NEWS / ELECTION 2022 / Transmission of 2022 election returns faster than previous polls – Comelec

Election 2022, News

Transmission of 2022 election returns faster than previous polls – Comelec

Published May 10, 2022, 10:35 AM
by Jeffrey Domicog



GMA NEWS ONLINE
YOUR NEWS AUTHORITY



580



296



1



1



1

NEWS

Filtered By: Topstories

Comelec spox cites fast election returns transmission, over 70% three hours after voting

By RICHIE NORIEGA, GMA News

Published May 9, 2022 11:56pm
Updated May 10, 2022 3:39am

The Commission on Elections (Comelec) cited the speedy transmission of elections returns for Monday's voting, showing that over 70 percent of the returns have already been received.



Marcos, Duterte proclaimed winners in PH's fastest vote count

Comelec: Polls fastest, least violent in years

By Penny Reyes - Friday, May 20, 2022



JCP Group of Companies
Arix Synthetic Sponge Scourer

OPEN

Fastest results, highest turnout, says Comelec of 2022 polls

By: Tina G. Santos - 2 weeks ago



COMMENDATIONS

“The casting and counting of votes to have been conducted in line with international standards and without significant incident”.

– U.S State Department, May 11, 2022

“The ANFREL congratulates the people of the Philippines for their mass participation in the 2022 National and Local Elections, domestic election observer groups, media and civil society organizations for their contributions to an inclusive and transparent election landscape, as well as the Commission on Election (COMELEC) for holding the largely peaceful polls”.

- Asian Network for Free Elections, May 10, 2022



THANK
YOU!